





Supply Platform



Parts List

| Qty | Description |
|-----|-------------------------|
| 1 | 16 x 16 Base Plate |
| 2 | 1 x 12 Brick with Holes |
| 4 | 1 x 2 Brick - Axle Hole |
| 2 | 1 x 16 Brick with Holes |
| 4 | 1 x 2 Brick – Axle Hole |
| 4 | Axle 2 |
| 4 | T Connector |
| 2 | Axle 8 |
| 2 | Axle 12 |
| 6 | Bushing |
| 6 | ½ Bushing |
| 4 | 12 Tooth Bevel Gear |
| 1 | 2 x 2 Round Brick |
| 1 | Axle 6 |
| 2 | Rotor Blade |
| 7 | Marbles |

